

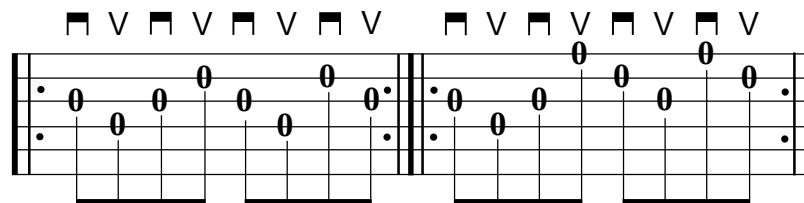
# Home Sweet Home

## Preparatory Study Notes

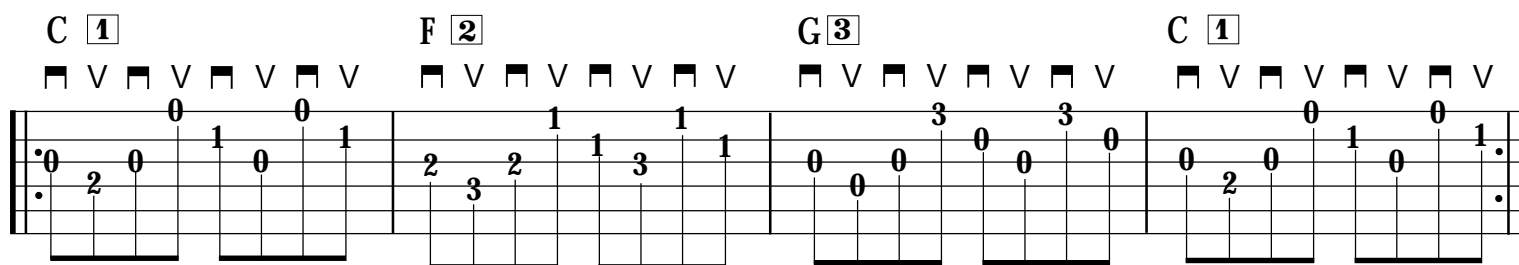
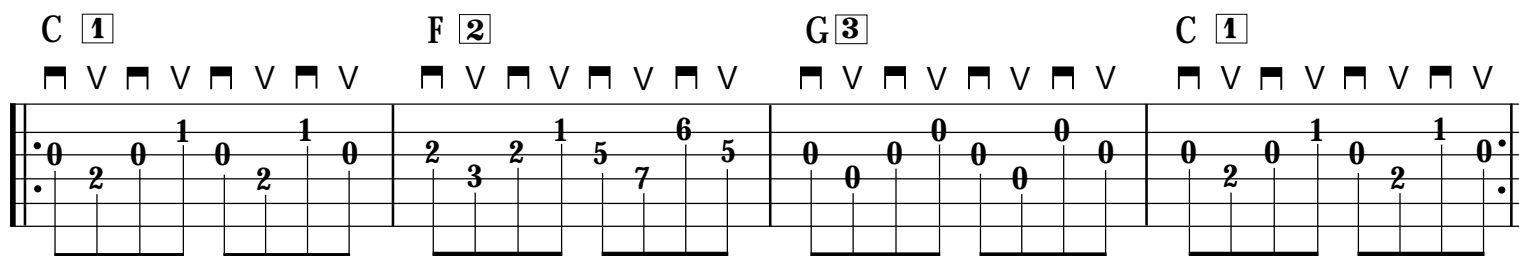
**General Guidelines:** Before attempting the chord exercise, the right-hand pattern should be memorized and mastered. Keep the tempo even—there should be no pause whatsoever between any of the notes. Start off slowly, don't rush. Make sure you have all of the chord patterns memorized and can switch between them comfortably and efficiently. Notice how a few of the finger positions can remain stationary when switching from chord to chord. All that is required is to slide the fingers to the new position.

### RIGHT-HAND PATTERN

▣ = Down Stroke  
V = Up Stroke

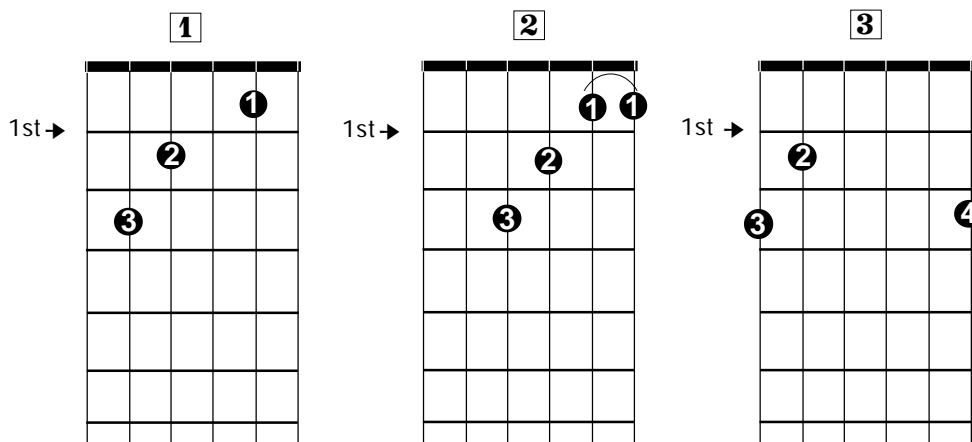


### RIGHT-HAND PATTERN WITH CHORD EXERCISE

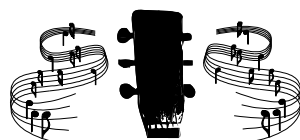


### CHORD POSITIONS

(Numbers in square boxes correspond to positions used in chord exercise.)




① = First Finger    ② = Second Finger    ③ = Third Finger    ④ = Fourth Finger



# Home Sweet Home

## Preparatory Study Notes (cont.)



### RIGHT-HAND PATTERN

▣ = Down Stroke

∨ = Up Stroke

▣ ∨ ▣ ∨ ▣ ∨ ▣ ∨    ▣ ∨ ▣ ∨ ▣ ∨ ▣ ∨

*Of Noted Interest:* Dan Crary performs crosspicking guitar in a powerful way. His arrangement of "Home Sweet Home" in *Deacon Dan Crary's Flatpicking Guitar Technique* book is simple and effective. Glean new ideas by listening and studying at every opportunity to how a guitarist arranges and performs crosspicking.

## Difficult Passages:

**F<sup>4</sup>**  
 ▣ ∨ ▣    ▣    ▣ ∨ ▣ ∨ ∨ ▣ ∨ ∨  
 0 0    0 0 0<sup>H</sup> 2 0    5 7 5 6 5 7 6 5

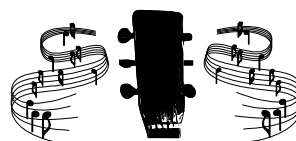
**5**    **C**    **G**  
 ▣ ∨ ▣ ∨ ▣ ∨ ▣ ∨    ▣ ∨ ▣ ∨ ∨ ▣ ∨ ∨    ▣ ∨ ▣ ∨    ∨ ▣ ∨    ▣ ∨ ▣ ∨ ▣ ∨ ▣ ∨  
 4 7 4 6 2 3 2 1    0 2 0 1 0 0 1    3 2 0 0<sup>H</sup> 2 0 2 0    0 0 0 0 0 2 0


### CHORD POSITIONS

(Numbers in square boxes correspond to positions used in chord exercise.)

**4**    **5**  
 5th →    4th →

① = First Finger    ② = Second Finger    ③ = Third Finger    ④ = Fourth Finger





# Home Sweet Home

4 Target Tempo:  
♩ = 155  
Key of C

Chord diagrams: C, F, C, G, C, F, C, G

②

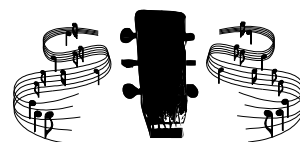
① C

② C

Detailed guitar tablature for the song "Home Sweet Home" in 4/4 time, key of C. The piece consists of 16 measures. The first measure is a whole rest. The second measure has a triplet of notes 3, 2, 5. The third measure has notes 0, 2, 0, 1, 0, 1, 0. The fourth measure has notes 2, 3, 2, 1, 5, 7, 5, 6. The fifth measure has notes 0, 2, 0, 1, 0, 1. The sixth measure has notes 0, 2, 0, 1, 0, 1. The seventh measure has notes 3, 2, 0, 0, 2, 0. The eighth measure has notes 0, 0, 0, 0, 2, 0. The ninth measure has notes 2, 3, 0, 2, 0, 0. The tenth measure has notes 2, 0, 1, 2, 0, 1, 0, 0. The eleventh measure has notes 3, 2, 0, 0, 2, 0. The twelfth measure has notes 3, 2, 0, 0, 2, 0. The thirteenth measure has notes 0, 0, 0, 0, 2, 0. The fourteenth measure has notes 0, 0, 0, 0, 2, 0. The fifteenth measure has notes 4, 7, 4, 6, 2, 3, 2, 1. The sixteenth measure has notes 0, 2, 0, 1, 0, 1. The piece includes various techniques such as triplets, slurs, and hammer-ons (H).

3 3

Diagram showing a triplet of notes 3, 2, 5 on the third string.





*'Mid pleasures and palaces though we may roam,  
Be it ever so humble, there's no place like home.*

*—Home, Sweet Home. From the opera  
Clari, The Maid of Milan (1823).*

